

Product Catalog



Founder,



William W. DeToro, Sr. LO/CO

In 1990, William W. DeToro started this business because he saw a need in the orthotic marketplace. As a Certified orthotic practitioner, he knew he could make a better designed, quality product than what was available for himself and his colleagues.

Since then, we have perfected our orthoses to provide better results consistently and cost-effectively, and they are made right here in the USA!

Don't be fooled by the claims of the cheaper orthotic products, your patients deserve better so they can have superior results and outcomes.

It's About The Patients!

Count on us for your orthotic needs!
Specializing in upper and lower extremity
custom-made and prefabricated orthoses

Proudly made in the USA

Toll Free: 1-800-837-3888

Phone: (300)-757-3569 Fax: 1-800-657-7236

www.AnatomicalConceptsInc.com

1399 E. Western Reserve Road • Poland, Ohio 44514





Our Mission

Anatomical Concepts, Inc. is dedicated in being an industry leader in the orthotic and prosthetic, physical therapy and rehabilitation industries by providing the most innovative, qualitative and cost-effective medical devices servicing the industry today and into the future.

Customer Focus

The primary objective of the Quality Management System (QMS) is to meet the needs of our customers. We work to clearly determine and define customer needs, and we strive to meet those needs in ways that ensure and increase customer satisfaction. Anatomical Concepts, Inc. understands the importance of maintaining compliance to all worldwide, national, and local laws and regulatory issues that affect its products.

About Us

Anatomical Concepts, Inc. was founded in 1990 as a manufacturer/supplier of quality custom-fit and custom-made orthoses. The corporation is dedicated to providing medical professionals with custom-fit and custom-made AFOs, KAFOs, and KOs that allow for adjustability and patient ambulation.

The philosophy of Anatomical Concepts, Inc. is to provide the highest quality customizable orthoses which is evident throughout the entire line of products developed. Offerings include the original concept design of the PRAFO® Orthosis and an entire line of multifunctional products to supply the medical professional. Unique patient needs can be addressed with various systems capable of providing solutions for conditions as diverse as setting and monitoring the ankle foot complex in the sagittal, coronal, and transverse planes.

Since 1990, Anatomical Concepts, Inc. has developed industry-leading medical devices, custom-fit and custom-fabricated orthoses for both upper and lower extremities. It is a team of practitioners, designers and manufacturers utilizing advanced technology to develop superior products that not only deliver effective outcomes, but present ease-of-use for the medical professional. The company is the original concept developer of the PRAFO® Orthosis used in medical facilities internationally.

Anatomical Concepts, Inc. is headquartered in Poland, Ohio and provides medical devices, services, and consulting both nationally and internationally. The company's innovative product line has inspired the procurement of 11+ product patents. Providing solutions for medical professionals and helping to improve patient outcomes is still the driving force behind the corporation. Anatomical Concepts, Inc's products are FDA registered and also carry the CE marking. All products are designed, manufactured, and trademarked by Anatomical Concepts, Inc. Our high quality, superior-functioning products are cost-effective and deliver more positive patient outcomes.

All Anatomical Concepts' products are designed and
manufactured with pride in the USA.



Products Table Of Contents

<i>Elbow Orthoses</i>	6
EMO™ Orthosis	7
QUAD™ Orthosis	8
<i>Ankle Foot Orthoses</i>	9
PRAFO® Orthosis	10-11
RAPO™ Orthosis	12
APU® Orthosis	13
PKA™ Attachment	14
EV™ Orthosis	15
DDA™ Orthosis	16
Dual Action Orthosis	17
Tri-Planar Orthosis	18
Bariatric Orthosis	19
ABBY™ Orthosis	20
RIBBY™ Orthosis	21
TERRA™ Orthosis	22
<i>Knee Orthosis</i>	23
KMO™ Orthosis	24
KMO™ V-V Orthosis	25
PENTAGON™ Orthosis	26
<i>Custom Fabricated Knee and Knee Ankle Foot Orthoses</i>	27
V-VAS™ Orthosis	28-30
V-VAS™ Adult KAFO	31
V-VAS™ Pediatric KAFO	32-34
<i>Pre Fabricated Knee Ankle Foot Orthoses</i>	35-37
<i>Accessories and Options</i>	38-42
Warranty	43

PRAFO[®] Orthosis

*Our Original Ankle Foot Orthosis -
Clinically Proven Superstructure for
Offloading, Positioning and
Ambulation Purposes*

Removable Liner System

Adjustable Calf Height

Customizable Aluminum
Single Posterior Upright

Adjustable Foot Length

Secure Walking Base

Risks associated with the use of PVC-based plastics in Orthotics

The application of thermoplastics in the orthotics industry has proliferated over the last 30 years making it the predominant material used today in both custom and off the shelf orthotic systems. The physical properties afforded by thermoplastics make it the natural choice when designing support systems that require structural integrity, light weight, dynamic responses and most of all adjustability. Many of the polymer based plastics possess these desirable traits and selection is predicated on the ultimate goals of the orthotic design. These advancements have clearly contributed to the growth and success of the orthotic industry as well as the functional rehabilitation of the patients we manage.

However, research shows that there exists a class of thermoplastics that has been initiated into the orthotic landscape with, what we believe to be, little regard for the imminent danger it presents to both the health care professional and the patients themselves. Kydex[®] plastic is used for many prefabricated lower extremity and spinal orthotic systems due to its relative low cost, availability and workability, but at what risk? Kydex[®] is principally composed of polyvinyl chloride (known as PVC)¹ which is the main structural material in many orthotic systems on the market today. This has occurred despite volumes of compelling evidence classifying PVC as a carcinogen and, at nonspecific levels of exposure, a severe irritant to the viscera of the eyes, nasal passages and lungs. The compound Dioxin,² a well-known harmful carcinogen, is formed during the manufacturing of PVC and also when PVC items are re-exposed to heat or flame. This Dioxin is then released into the environment exposing those in contact to substantial health risks.³ Herein lies the leap from hypothetical danger to a real health risk! Studies have demonstrated that heating PVC based products will indeed expose the health care professional, their patient and environment to those aforementioned carcinogens and its most hazardous gaseous state.



Secondarily, a review of the research shows that DEHP di (2-ethylhexyl), a phthalate used to soften PVC plastics can leach from PVC medical devices and has been linked to many illnesses, according to animal studies (which is the customary biocompatibility/toxicity testing procedure for medical devices).⁴

Studies have shown that exposure to vinyl chloride presents a risk for many diseases including anigosarcoma, liver cancer, liver disease, brain cancer, Raynaud's syndrome and acro-osteolysis that can be directly linked to PVC. While those distributing devices composed of PVC may argue that in its cooled state the risks are minimal or nonexistent, the fact remains that even in its inert state, these items are being applied to our children, parents and into our environment.⁵ Most noteworthy however is the fact that existing marketing strategies promote Kydex[®] (PVC) based products and its ease of "adjustability" with the application of heat so the orthotic system can be customized for optimum fit. Medical institutions are becoming much more judicious in what they allow within their walls relative to health risks, patient care and equally important, likability to risk. As such, PVC based products are being banned from use in more and more and more hospitals and clinics.⁶

Citations

1. http://www.kydex.com/Uploads/Files/Kydex/Resources/KYDEX_MSDS_101_KYDEXSheet.pdf
2. http://www.noharm.org/global/issues/toxins/pvc_phthalates/dioxin.php
3. <http://www.mindfully.org/Plastic/PVC-Primary-Contributor-Dioxin.htm>
4. http://www.fda.gov/MedicalDevices/Safety/AlertsandNotices/TipsandArticlesonDeviceSafety/ucm228418.htm?utm_campaign=Google2&utm_source=fdaSearch&utm_medium=website&utm_term=pvc%20medical%20devices&utm_content=2 and <http://www.medassets.com/ResourceCenter/Environmental-Resources/Pages/PVCandDEHP.aspx>
5. <http://machinedesign.com/article/materials-controversy-brewing-over-pvc-in-toys-0424> and http://healthychild.org/blog/comments/big_news_apha_calls_for_a_phase_out_of_pvc/
6. http://chej.org/wp-content/uploads/Documents/PVC/healthcare_institutions_reducing_pvc.pdf

Elbow Orthoses

Our elbow orthoses provide two functional alternatives and each low profile design enables a simple fast fit. These include: EMO™ QUAD™ Orthoses. Our new elbow orthoses are the first in our line of upper extremity medical devices. Our elbow orthoses are designed by practitioners, and the simple, fast-fit designs and low profile have made our elbow series the professionals' preferred orthoses.

We have developed a cost effective, low profile quick and easy fit design that simplifies the fitting process for the clinician and increases comfort for the patient while providing the necessary control and or stability to address varying upper extremity and specific elbow etiologies. Let us help you decide which successful single dorsal upright design will benefit your patient the most. The EMO™, or Elbow Management Orthosis, provides immobilization for musculoskeletal injuries and offers static, progressive stretching. The QUAD™ orthosis system also provides immobilization for musculoskeletal injuries, and features dynamic, ratchet-style stretching.



EMO™ Orthosis



QUAD™ Orthosis

Description	*Length	Forearm Circumference	Upper Arm Circumference	Forearm Length	Upper Arm Length	PDAC Approved L Code
EMO -Elbow Management Orthosis Adult/Pediatric	10.25"-12.25"	8.5"-20"	8.5"-20"	2.25"	2.25"	suggested -L3760
QUAD- Elbow Ratchet/ROM Orthosis Adult	3.5"	8.5"-20"	8.5"-20"	2.25"	2.25"	suggested -L3760

For full specifications, product codes, and additional details please visit our website

EMO™ Orthosis

Static Progressive Adjustable Hinged Elbow Brace

Anatomical Concepts does not use PVC-based plastics, nor Kydex®, nor Latex in any product which, when heated, can pose health risks to both medical professional and patients.



EMO™ Orthosis
 Stock Code: 1250

The Elbow Management Orthosis (EMO™) has a low profile design that enables a simple, fast fit. The new wrap-around closure and single dorsal upright eliminates medial upright impingement against the body or epicondylar region. Infinite static progressive ROM positioning from 0° to 110° provides flexibility and comfort. Designed for musculoskeletal/elbow joint injury immobilization or used for positional purposes to offset or improve elbow joint ROM due to muscle tightness. Our elbow orthoses have different uses and Anatomical Concepts developed these unique orthoses to meet most customizable needs.

Features

- Low Profile
- Simple fast fit designs
- NEW wrap-around closure with open cell material
- Infinite static-progressive ROM positioning from 0° to 110°
- No medial upright impingement
- Decreased fitting time
- Single dorsal upright
- Static progressive stretching
- More cost effective when compared to custom options

Uses

- Acute and Sub Acute Rehab
- Home Health Rehab
- Neuromuscular Rehab
- Orthopedic Rehab
- Caregiver Assistance

Specific Uses

- Musculoskeletal injury immobilization
- Post Botox or serial cast management
- CVA, TBI, SCI, CP, and MS
- Radial head injury

coding  help

Suggested L-Code L3760

Description	*Length	Forearm Circumference	Upper Arm Circumference	Forearm Length	Upper Arm Length	Weight Limit	PDAC Approved L Code
Adult/Pediatric	10.25"-12.25"	8.5"-20"	8.5"-20"	2.25"	2.25"	N/A	suggested -L3760

QUAD™ Orthosis

Variable Range of Motion Hinged Elbow Brace with Ratchet Lock

Anatomical Concepts does not use PVC-based plastics, nor Kydex®, nor Latex in any product which, when heated, can pose health risks to both medical professional and patients.



QUAD™ Orthosis
 Stock Code: 1300

The Ratchet and ROM Joint System (QUAD™) has a low profile design that enables a simple fast fit. The new wrap-around closure and single dorsal upright eliminate medial upright impingement. Medical professionals will appreciate decreased fitting times and infinite ROM positioning, from 0 degrees to 110 degrees. These elbow orthoses offer three functional variations and address numerous patient needs.

Features

- Simple fast fit designs
- NEW wrap-around closure
- Infinite ROM positioning 0° to 110°
- Decreased fitting time
- Single dorsal upright
- Dynamic ratchet style passive stretch
- Bi-directional stretching

Uses

- Acute and Sub Acute Rehab
- Home Health Rehab
- Neuromuscular Rehab
- Orthopedic Rehab
- Caregiver Assistance

Specific Uses

- Musculoskeletal injury immobilization
- Post Botox or serial cast management
- CVA, TBI, SCI, CP, and MS
- Post Op Radial head injury



QUAD™ Orthosis
 Joint Close Up

coding help

Suggested L-Code L3760

Description	*Length	Forearm Circumference	Upper Arm Circumference	Forearm Length	Upper Arm Length	Weight Limit	PDAC Approved L Code
Adult	13.5"	8.5"-20"	8.5"-20"	2.25"	2.25"	N/A	suggested -L3760

Ankle Foot Orthoses

Since 1990, rehabilitation teams have appreciated the superior versatility and functionality of our products. Anatomical Concepts, Inc. is the original concept developer of the PRAFO® Orthosis, used in medical facilities worldwide. Our PRAFO® Orthosis is a fully adjustable modular AFO (Ankle-Foot Orthosis) system that incorporates an adjustable aluminium single posterior upright that can be used to manage multiple lower extremity anomalies in both the ambulatory and recumbent patient population. For example, it can be used to offset and/or correct ankle contractures, and it is an orthosis that will not cause pressure on the heel and other bony areas of the ankle/foot complex both in a recumbent position, sitting, standing and walking positions.



PRAFO® Orthosis



RAPO™ Orthosis



APU® Orthosis



PKA™ Orthosis



EV™ Orthosis



DDA™ Orthosis



Dual Action Orthosis



Tri-Planar Orthosis



Bariatric Orthosis



ABBY™ Orthosis



RIBBY™ Orthosis



TERRA™ Orthosis

PRAFO® Orthosis

Positioning and Walking Ankle Foot Brace

Anatomical Concepts does not use PVC-based plastics, nor Kydex®, nor Latex in any product which, when heated, can pose health risks to both medical professional and patients.



PRAFO® Orthosis
 Stock Code: 650SKT

**Posterior ankle strap is shown inside upright bar for photo. When fitted properly, the strap is outside posterior upright bar.



PRAFO® Pad & Strap Orthosis
 Stock Code: 650PKG



PRAFO® Fleece Lined Orthosis
 Stock Code: 650SFY



PRAFO® Black Kodel Lining Orthosis
 Stock Code: 650SKB

Our flagship product is the PRAFO® AFO Orthosis, which is completely adjustable and custom-fitted which can help manage many of the ankle/foot anomalies your patients present to you.

We bring you several variations of this product line which consist of different sizes (adult, pediatric and infant), liner options (Kodel®, Fleece, Terry Cloth, Polyurethane Foam or Pad & Strap) and offer a variety of color options. Also, we have accommodated this line with optional accessories that help complement secondary needs. Keep in mind, we're practitioners and designers, and we'll help guide you in choosing the most appropriate AFO system based on patient etiologies, cost and applications. Please contact us for assistance in providing your patients the correct model.

Features

- Clinically proven for effective ambulation*
- Controls dorsi-plantar flexion
- Infinite measureable adjustments
- Custom-contoured, malleable aluminum heel connector
- Malleable aluminum anti-rotation bar
- Compatible with all liner variations that we offer if applicable
- Proven superior integrity of the superstructure**
- Available in Adult standard Kodel® liner #650SKT, Pediatric standard #550SKG
- Specific options to enhance alignment and support of the ankle and foot (e.g. VCA, Plastic stabilizing shell: Please see page 34 for accessories and options)

coding help

PDAC Approved L-Code L4396

*Lin R, et al (2009) 'Evaluation of the Pressure Relief Ankle Foot Orthosis in Individuals With Hemiparesis Using Three-Dimensional Gait Analysis' Journal of Prosthetics and Orthotics, 21-3, pp. 132-137

**DeToro W, (2001) Plantarflexion Resistance of Selected Ankle-Foot Orthoses: A Study of Commonly Prescribed Prefabricated and Custom-Molded Alternatives: J Prosthet Orthot:13;39-44



PRAFO® Orthosis Frame Sizes



PRAFO® Orthosis Plantar View

...clinically proven for effective ambulation



Uses

Positive heel suspension is just the beginning of what the PRAFO® Orthosis delivers to your patients. The PRAFO® Orthosis offers many adjustable features beneficial for the ambulatory and non-ambulatory patient. Its custom-contoured aluminium heel connector bar helps to control dorsi-plantar flexion by allowing infinite, measurable adjustments. Its ergonomically designed foot plate allows its liners to be replaced or cleaned easily without tools. The integral, securely-fastened walking base provides a shoe-type surface for ambulatory patients. Its calf and foot segments can be custom-modified to accommodate patient physiology. Part of the PRAFO® Orthosis is an anti-rotation bar made of malleable aluminium, which adjusts to control unwanted extremity rotation.

- Early Intervention for the evolving rehab patient
- CVA, TBI, SCI and Diabetic neuropathy
- Facilitation of functional knee and ankle joint position
- Allows for optimal dorsi/plantar flexion ankle positioning to provide adequate clearance during swing phase and knee stability in stance phase.
- Post musculoskeletal injury of the foot and ankle (Heavy duty version recommended, product #680SKT)
- Post TAL immobilization
 - Post Botox or serial casting
 - Stable fractures of the foot and ankle
 - Tendon or ligamentous tear/rupture



Description	*Foot Length	Calf Height	Calf Circumference	Calf Width	Foot Plate Width	Weight Limit	PDAC Approved L Code
Adult	6.75" - 12"	12" - 13"	20"	4"	3.75"	250lbs	L4396
Pediatric	4.75" - 8.5"	9" - 10"	15"	3.5"	3.5"	125lbs.	L4396

RAPO™ Orthosis

Positioning and Walking Ankle Foot Brace

Anatomical Concepts does not use PVC-based plastics, nor Kydex®, nor Latex in any product which, when heated, can pose health risks to both medical professional and patients.



RAPO™ Orthosis Kodel
 Stock Code: 650RKG



RAPO™ Orthosis Terry Cloth
 Stock Code: 650RTBS

**Posterior ankle strap is shown inside upright bar for photo. When fitted properly, the strap is outside posterior upright bar.



Pediatric RAPO™ with Abduction Control Kit accessory
 Product stock code: 550RTBS
 Abduction Control Kit stock code: A50AB



Removable Terry Cloth or Kodel® Liner

Features

- Ergonomically-designed foot plate
- Custom-contoured heel connector bar
- Available in 3 different liner systems
- Allows for liners to be replaced easily without tools
- Savings nearly 45% off traditional PRAFO® Orthosis
- Proven superior integrity of the superstructure
- Available in adult, pediatric, and infant sizes

It's Proven: The superior integrity of the RAPO™ Orthosis delivers more effective results

Our RAPO™ product line is an excellent choice for the most common rehabilitative patient needs. RAPO™ Orthosis is a newer, low cost product line that provides the same structural support as the PRAFO® Orthosis, but costs 45% less than traditional PRAFO® Orthoses. It's structurally superior over traditional orthoses, and is the right choice for many rehabilitative needs. When you need a PRAFO® Orthosis that's both reliable and affordable, you'll see how our RAPO™ Orthosis line delivers both.

The RAPO™ line meets the need for low-cost rehabilitative orthoses. The PRAFO® Orthosis is our gold standard with its vinyl reinforcement of the foot liner and three loop/chafe and Velcro® strap closures. The RAPO™ line is an excellent choice for most rehabilitation needs and structurally superior to competitors' Kydex-based designs.

The only difference in our RAPO™ line compared to our traditional PRAFO® Orthosis is the liner system. We offer two variations of the RAPO™ Orthosis. Kodel® with three overlap Velcro® straps on the foot liner and the Terry Cloth variation with two overlap Velcro® straps to finish off the foot liner securing system. No vinyl reinforcements are incorporated into the foot liner of the RAPO™ Orthosis design.

Uses

- Contracture management
- Functional Ambulation
- Post operative stabilization and positioning
- Ankle and foot stabilization
- Post Stroke management
- Diabetic Neuropathy management

coding help

PDAC Approved L-Code L4396

Description	*Foot Length	Calf Height	Calf Circumference	Calf Width	Foot Plate Width	Weight Limit
Adult	6.75" - 12"	12" - 13"	20"	4"	3.75"	250lbs
Pediatric	4.75" - 8.5"	9" - 10"	15"	3.5"	3.5"	100lbs.
Infant	3.5" - 6.5"	6.375" - 7.375"	13.5"	2.625"	2.75"	50lbs.

APU® Orthosis

Positioning and Walking Adjustable Hinged Ankle Foot Brace

Anatomical Concepts does not use PVC-based plastics, nor Kydex®, nor Latex in any product which, when heated, can pose health risks to both medical professional and patients.



APU® Orthosis
 Stock Code: 652SKG

The APU® Articulating Ankle/Foot Orthosis is an Adjustable Posterior Upright design that provides the practitioner a more precise, simplified, and calibrated method of setting the optimal dorsi/plantar flexion angle. This setting of the optimal angle is done by simply loosening the 2 adjustment screws, repositioning and then retightening the screws. Like all of our Articulated posterior upright designs, you eliminate any pressure to the medial/lateral aspects of the malleoli that typically can be attributed to double jointed systems. The APU® Orthosis is also available for the inclusion in custom made thermoplastic AFO and KAFO systems.

Features

- Clinically proven for effective ambulation*
- Infinite sagittal plane adjustability
- Also available for the inclusion in custom-made thermoplastic AFO and KAFO systems. Refer to our PKA™ product line
- Compatible with all liner variations that we offer, if applicable
- Proven superior integrity of the superstructure**
- Available in Adult standard #652SKG and Adult heavy duty #682SKG



**Posterior ankle strap is shown inside upright bar for photo. When fitted properly, the strap is outside posterior upright bar.

Uses

Early Intervention for the evolving rehab patient See: American Heart Associations Stroke Mgmt

- CVA, TBI, SCI and Diabetic neuropathy
 Facilitation of functional knee and ankle joint position through flexibility of aluminum posterior upright.
- Allows for optimal dorsi/plantar flexion ankle positioning to provide adequate clearance during swing phase and knee stability in stance phase.
 Post musculoskeletal injury of the foot and ankle (Heavy duty version recommended, product # 682SKG)
- Post TAL immobilization
- Post Botox or serial casting
- Stable fractures of the foot and ankle
- Tendon or ligamentous tear/rupture



APU® Orthosis, BLK Kodel®
 Lining Stock Code: 652SKB



APU® Orthosis, Pad & Strap
 Stock Code: 652PKG

Lin R, et al "Evaluation of the Pressure Relief Ankle Foot Orthosis in Individuals With Hemiparesis Using Three-Dimensional Gait Analysis", *Journal of Prosthetics and Orthotics* (2009), 21-3, pp 132-137

**DeToro W, (2001) Plantarflexion Resistance of Selected Ankle-Foot Orthoses: A Study of Commonly Prescribed Prefabricated and Custom-Molded Alternatives: *J Prosthet Orthot*: 13;39-44

coding help

PDAC Suggested L-Code L4396

Description	*Foot Length	Calf Height	Calf Circumference	Calf Width	Foot Plate Width	Weight Limit
Adult	6.75" - 12"	12" - 13"	20"	4"	3.75"	250lbs
Adult Heavy Duty	6.75" - 12"	12" - 13"	20"	4"	3.75"	250lbs+

PKA™ Attachment

Positioning and Walking Ankle Foot Brace for Custom KAFO or AFO Adaption

Anatomical Concepts does not use PVC-based plastics, nor Kydex®, nor Latex in any product which, when heated, can pose health risks to both medical professional and patients.

The PKA™ (Posterior KAFO attachment) helps eliminate rotation and migration of a KAFO. The walking base provides a safe and stable base of support for ambulatory purposes. Available in both adult and pediatric sizes, this product works with custom-made or pre-fabricated knee orthoses or KAFO's. Additionally, the PKA™ Orthosis helps:

- Eliminate posterior heel contact
- Control dorsi-plantar flexion
- Controls external or internal rotation of the hip when supine
- Accommodates those at risk of skin breakdown

Features

- Adjustability in all planes of motion, depending on design chosen
- Clinically proven for effective ambulation*
- Compatible with all liner variations that we offer, if applicable
- Proven superior integrity of the superstructure*
- Available in Adult and Pediatric

The PKA™ Orthosis should only be used in conjunction with custom made or pre-fabricated Knee Orthoses or Knee Ankle Foot Orthoses. The PKA™ Orthosis should not be used as a standalone Ankle Foot Orthosis.

Uses

- For those patients who wear their KAFO 24 hours a day, or spend the majority of their time at rest or in bed.



**Custom KO Orthosis with a Pre Fab PKA™ RAPO™ Orhosis Attachment

Description	*Foot Length	Foot Plate Width	Weight Limit
Adult	6.75" - 12"	3.75"	250lbs
Adult-HD	6.75" - 12"	3.75"	250lbs
Pediatric	4.75" - 8.5"	3.5"	125lbs.

For full specifications, product codes, and additional details please visit our website

EV™ Orthosis

Positioning and Walking Adjustable Hinged Ankle Foot Brace with Inversion and Eversion Adjustable Joint

Anatomical Concepts does not use PVC-based plastics, nor Kydex®, nor Latex in any product which, when heated, can pose health risks to both medical professional and patients.

EV™ Orthosis Stock
 Code: 6515KG



The EV™ (Equino-Varus) Orthosis is another Ankle/Foot Orthoses that offers positive heel suspension. Additionally, it accommodates and helps control varus and valgus conditions of the ankle/foot complex. The calibrated settings on the bar allow for a more accurate documentation of the patient's progress. The adjustable anti-rotation bar helps to control unwanted extremity rotation.

The EV™ Orthosis bar not only works well in standard AFO's, but also is extremely useful when used as the distal segment (PKA™ Orthosis) in a custom-made KAFO, or with a pre-fabricated knee or KAFO systems.

Uses

- With its securely fastened walking base, the EV™ Articulating Ankle/Foot Orthosis can be used on the ambulatory as well as the recumbent patient.

**Posterior ankle strap is shown inside upright bar for photo. When fitted properly, the strap is outside posterior upright bar.

coding help

PDAC Approved L-Code L4396

Description	*Foot Length	Calf Height	Calf Circumference	Calf Width	Foot Plate Width	Weight Limit	PDAC Approved L Code
Adult	6.75" - 12"	12" - 13"	20"	4"	3.75"	250lbs	L4396
Pediatric	4.75" - 8.5"	9" - 10"	15"	3.5"	3.5"	100lbs.	L4396
Infant	3.5" - 6.5"	6.375" - 7.375"	13.5"	2.625"	2.75"	50lbs.	L4396

For full specifications, product codes, and additional details please visit our website

DDA™ Orthosis

Dynamic Dorsiflexion Positioning and Walking Adjustable Hinged Ankle Foot Brace with Inversion and Eversion Adjustable Joint



DDA™ Orthosis
 Stock Code: 654SKG

***Posterior ankle strap is shown inside upright bar for photo. When fitted properly, the strap is outside posterior upright bar.*



DDA™ Pediatric Orthosis
 Stock Code: 554RKG



coding help

PDAC Suggested L-Code L4396

Anatomical Concepts does not use PVC-based plastics, nor Kydex, nor Latex in any product which, when heated, can pose health risks to both medical professional and patients.

The sophisticated DDA™ (Dynamic Dorsi-Assist) Orthosis is designed to dynamically stretch the gastroc muscles, offsetting equinus contracturing. The use of a series of posterior articulations allows for a virtual unrestricted range of plantar or dorsiflexion. The DDA™ Orthosis also provides nearly unlimited inversion or eversion of the ankle/foot complex.

The DDA™ Orthosis incorporates two elastic straps attached to the distal foot section and proximal calf section. These straps can be adjusted to compensate and/or offset varus and valgus tendencies while maintaining constant dorsi-assistive force. The DDA™ Orthosis incorporates an important telescoping calf section feature that allows for shortening or lengthening of the soft tissue/musculature. This feature can also be locked out, if applicable.

Uses

- Allows for patient ambulation.
- Designed to dynamically stretch the gastroc muscles, offsetting
- equinus contracturing
- Adjustable inversion and eversion
- Adjustable dorsi and plantar flexion
- Compatible with all liner variations that we offer if applicable (sold separately)
- Optional varus/valgus adaptation (VCA) for improved ankle stability
- Simplified fitting=Less follow up=Improved bottom line
- Proven superior integrity of the superstructure**

Description	*Foot Length	Calf Height	Calf Circumference	Calf Width	Foot Plate Width	Weight Limit
Adult	6.75" - 12"	12" - 13"	20"	4"	3.75"	250lbs
Pediatric	4.75" - 8.5"	9" - 10"	15"	3.5"	3.5"	100lbs.
Infant	3.5 - 6.5"	6.375" - 7.375"	13.5"	2.625"	2.75"	50lbs

**DeToro W, (2001) Plantarflexion Resistance of Selected Ankle-Foot Orthoses: A Study of Commonly Prescribed Prefabricated and Custom-Molded Alternatives: J Prosthet Orthot:13;39-44

*Lin R, et al (2009) 'Evaluation of the Pressure Relief Ankle Foot Orthosis in Individuals With Hemiparesis Using Three-Dimensional Gait Analysis' Journal of Prosthetics and Orthotics, 21- 3, pp. 132-137

Dual Action Orthosis

Adjustable Positioning and Walking Hinged Ankle Foot Brace with Secondary Inversion and Eversion Adjustable Joint



Dual Action Orthosis
653SKG

***Posterior ankle strap is shown inside upright bar for photo. When fitted properly, the strap is outside posterior upright bar.*



Dual Action Orthosis
653SKB

Anatomical Concepts does not use PVC-based plastics, nor Kydex®, nor Latex in any product which, when heated, can pose health risks to both medical professional and patients.

The Dual Action Orthosis, offers patients the same outstanding features of our APU® (Adjustable Posterior Upright) Orthosis and the EV™ (Equino-Varus) Orthosis in one. The Dual Action Orthosis accommodates and helps control varus and valgus conditions of the ankle/foot complex. Further, practitioners using the Dual Action Articulating Ankle/Foot Orthosis will find it to be a more precise and simplified method of setting the ankle/foot complex in the sagittal plane to accommodate ankle dorsi/plantar flexion.

Uses

- Offers measurable adjustability features for the ambulating patient
- Proper support and heel suspension for the recumbent patient.

coding help

PDAC Suggested L-Code L4396

Description	*Foot Length	Calf Height	Calf Circumference	Calf Width	Foot Plate Width	Weight Limit
Adult	6.75" - 12"	12" - 13"	20"	4"	3.75"	250lbs
Pediatric	4.75" - 8.5"	9" - 10"	15"	3.5"	3.5"	100lbs.

For full specifications, product codes, and additional details please visit our website

Tri-Planar Orthosis

Positioning and Walking Adjustable Hinged Ankle Foot Brace with Additional Inversion/Eversion & Internal/External Rotation Adjustable Joints

Anatomical Concepts does not use PVC-based plastics, nor Kydex®, nor Latex in any product which, when heated, can pose health risks to both medical professional and patients.

The Tri-Planar Articulating Ankle/Foot Orthosis combines the sagittal and coronal plane adjustment features of the Dual Action Orthosis with an additional transverse plane adjustment joint. This is another Ankle/Foot orthosis we've designed and fabricated to address multiple patient etiologies with one orthoses.

The sagittal plane adjustment, featured on the APU® and Dual Action Orthosis, adjusts for the plantar flexion/dorsiflexion of the foot/ankle complex.

The coronal plane adjustment, featured in both the EV™ and Dual Action Orthoses, adjusts for varus/valgus of foot/ankle complex. The orthosis is secured and fully adjustable to accommodate all anatomical parameters.

The transverse plane adjustment, part of our Ankle/Foot Orthosis line, adjusts for internal and external rotation of the foot/ankle complex.

Features

- Clinically proven for effective ambulation*
- Infinite sagittal plane adjustability
- Infinite coronal plane adjustability
- Infinite transverse plane adjustability
- Compatible with all liner variations that we offer, if applicable
- Proven superior integrity of the superstructure**
- Available in Adult standard #655SKG

**Posterior ankle strap is shown inside upright bar for photo. When fitted properly, the strap is outside posterior upright bar.

Tri-Planar Orthosis
 Stock Code: 655SKG



Coronal adjustment



Sagittal adjustment



Transverse adjustment

Uses

Early Intervention for the evolving rehab patient and multiplane deformity

- CVA, TBI, SCI and Diabetic neuropathy
- Facilitation of functional knee and ankle joint position
- Allows for optimal dorsi/plantar flexion ankle positioning to provide adequate clearance during swing phase and knee stability in stance phase.

Post musculoskeletal injury of the foot and ankle

- Post TAL immobilization
- Post Botox or serial casting
- Stable fractures of the foot and ankle
- Tendon or ligamentous tear/rupture

*Lin R, et al (2009) 'Evaluation of the Pressure Relief Ankle Foot Orthosis in Individuals With Hemiparesis Using Three-Dimensional Gait Analysis' Journal of Prosthetics and Orthotics, 21-3, pp. 132-137

**DeToro W, (2001) Plantarflexion Resistance of Selected Ankle-Foot Orthoses: A Pilot Study of Commonly Prescribed Prefabricated and Custom-Molded Alternatives: J Prosthet Orthot:13;39-44



PDAC Suggested L-Code L4396

Description	*Foot Length	Calf Height	Calf Circumference	Calf Width	Foot Plate Width	Weight Limit
Adult	6.75" - 12"	12" - 13"	20"	4"	3.75"	250lbs
Pediatric	4.75" - 8.5"	9" - 10"	15"	3.5"	3.5"	100lbs.



Bariatric Orthosis

Adjustable Positioning and Walking Hinged Ankle Foot Brace

Anatomical Concepts does not use PVC-based plastics, nor Kydex®, nor Latex in any product which, when heated, can pose health risks to both medical professional and patients.



Anatomical Concepts, Inc. introduces the Bariatric Orthosis. This AFO was designed to accommodate your larger patients. The Bariatric Orthosis can be used on the ambulatory patient as well as the recumbent patient, utilizing the 3/16" aluminum heavy duty standard heel bar.

The Optional APU®:

APU® Articulating Ankle/Foot Orthosis is an Adjustable Posterior Upright design that provides the practitioner a more precise and simplified method of setting the ankle/foot complex in the sagittal plane. The posterior approach requires controlling one upright joint, which lessens the chances of mechanical failure while also eliminating any pressure to the medial/lateral aspects of the malleoli that can be attributed with two joint systems. The APU® Orthosis is also available for the inclusion in custom made thermoplastic AFO® and KAFO systems.



Features

- The adjustable calf strap extends from 21" to 32"
- The Kodel® liner will fit across a dorsum measurement up to 23"
- The width of the footplate is 4 3/4"
- The Bariatric Orthosis extends from 9 1/4" to 13 1/4" in length
- The Bariatric Orthosis extends from 12 3/4" to 13 3/4" in height (can be trimmed shorter if needed)
- Heavy duty 3/16" Aluminum APU® (Adjustable Posterior Upright) heel suspension bar is optional on the Bariatric Orthosis

Uses

- Ambulatory bariatric patient as well as the recumbent bariatric patient.

coding help

PDAC Suggested L-Code L4396

Description	*Foot Length	Calf Height	Calf Circumference	Calf Width	Foot Plate Width	Weight Limit
Adult	9.25" - 13.25"	12.75" - 13.75"	26"	8"	4.75"	Up to 300lbs

For full specifications, product codes, and additional details please visit our website

ABBY™ Orthosis

Adjustable Positioning and Walking Hinged Ankle Foot Brace with Secondary Inversion and Eversion Adjustable Joint



ABBY™ Orthosis
 Stock Code: 653NPB



Adjustable Inversion
 and Eversion



Adjustable Dorsi
 and Plantar Flexion

Anatomical Concepts does not use PVC-based plastics, nor Kydex®, nor Latex in any product which, when heated, can pose health risks to both medical professional and patients.

ABBY™ Articulating Ankle/Foot Orthosis is a Multifunctional Ambulatory Articulated AFO for your patients in the earliest stages of rehabilitation. With a stable base of support, it replicates biomechanical effects of semi solid or PLS AFO. The ABBY™ Orthosis is a heat-molded foot orthosis that fits either left or right, and delivers adjustable Dorsi and Plantar flexion and adjustable Inversion and Eversion.

Features

- Adjustable foot length and calf height
- Clinically proven multifunctional ambulatory articulated AFO
- Adjustable dorsi and plantar flexion
- Heat-moldable foot orthotic
- Compatible with all liner variations that we offer if applicable
- Proven superior integrity of the superstructure**
- Secondary maintenance of soft tissue length and offloading
- New non-skid low-profile plantar surface
- Adjustable inversion and eversion
- Open toe shoe provided at no extra cost
- Secondary maintenance of soft tissue length and offloading
- Available in Adult Standard #653NPB and Pediatric Standard #553NPB

Uses

Immediate fit early Intervention in acute or sub for the evolving rehab patient

- CVA, TBI, SCI and Diabetic neuropathy
- Facilitation of functional knee and ankle joint position
- Allows for optimal dorsi/plantar flexion ankle positioning to provide adequate clearance during swing phase and knee stability in stance phase.
- Post musculoskeletal injury of the foot and ankle
- Post TAL immobilization
- Post Botox or serial casting
- Stable fractures of the foot and ankle
- Tendon or ligamentous tear/rupture

**DeToro W, (2001) Plantarflexion Resistance of Selected Ankle-Foot Orthoses: A Pilot Study of Commonly Prescribed Prefabricated and Custom-Molded Alternatives: J Prosthet Orthot:13:39-44

coding help

PDAC Approved L-Code L1971

Description	*Foot Length	Calf Height	Calf Circumference	Calf Width	Foot Plate Width	Weight Limit	PDAC Approved L Code
Adult	6.75" - 12"	12" - 13"	20"	4"	3.75"	250lbs	L1971
Pediatric	4.75" - 8.5"	9" - 10"	15"	3.5"	3.5"	250lbs.	L1971

For full specifications, product codes, and additional details please visit our website



RIBBY™ Orthosis

Positioning and Walking Adjustable Hinged Ankle Foot Brace

Anatomical Concepts does not use PVC-based plastics, nor Kydex®, nor Latex in any product which, when heated, can pose health risks to both medical professional and patients.




RIBBY™ Orthosis
 Stock Code: 656NPB

RIBBY™ Orthosis is a custom fit, Articulated AFO. The RIBBY™ Orthosis is an alternative, immediate way to manage the rehab patient's orthotic care 24/7 from the initial onset of his or her accident. The RIBBY™ Orthosis incorporates the functions of Ambulation, Stability and Positive Positioning into one AFO. If necessary, the RIBBY™ Orthosis provides the option of locking out the ankle while continuing to provide static adjustability of dorsiflexion or plantar flexion to optimize patient function and control of the anatomical knee joint, thus allowing for proper biomechanical gait parameters for a safer ambulatory environment.

The RIBBY™ Orthosis features a unique, quick-disconnect design that permits rapid transition between various lining options and the use of a more conventional walking shoe. The quick-disconnect mechanism ensures a positive connection for each application to maintain the AFO's integrity during ambulation.

The RIBBY™ Orthosis is a fantastic and creative way to display your facility's ability to provide excellent orthotic care that addresses the rehab patient's needs 24/7, in a most cost-effective and yet profitable manner. RIBBY™ Orthosis is one of the newest, innovative technologies from Anatomical Concepts.



Quick Disconnect

Plantar Flexion stop with free Dorsiflexion

Dorsiflexion and Plantar Flexion

RIBBY™ Articulated AFO inside accommodative tennis shoe.

coding help
 PDAC Approved L-Code L1971

Uses

- Early Intervention for the evolving rehab patient
- CVA, TBI, SCI and Diabetic neuropathy
- Facilitation of functional knee and ankle joint position
- Allows for optimal dorsi/plantar flexion ankle positioning to provide adequate clearance during swing phase and knee stability in stance phase.
- Post musculoskeletal injury of the foot and ankle
- Post TAL immobilization
 - Post Botox or serial casting
 - Stable fractures of the foot and ankle
 - Tendon or ligamentous tear/rupture

Features

- Clinically proven for effective ambulation*
- Infinite sagittal plane adjustability
- Quick disconnect free dorsiflexion plantar flexion stop-joint
- Moldable foot plate
- Open toe shoe provided at no extra cost
- Compatible with all liner variations that we offer if applicable
- Proven superior integrity of the superstructure**
- Available in Adult Standard #656NPB

Description	*Foot Length	Calf Height	Calf Circumference	Calf Width	Foot Plate Width	Weight Limit	PDAC Approved L Code
Adult	6.75" - 12"	12" - 13"	20"	4"	3.75"	250"	L1971

For full specifications, product codes, and additional details please visit our website



TERRA™ Orthosis

Positioning and Walking Adjustable Hinged Ankle Foot Brace

Anatomical Concepts does not use PVC-based plastics, nor Kydex®, nor Latex in any product which, when heated, can pose health risks to both medical professional and patients.



TERRA™ Orthosis
 Stock Code: 652NPB

The TERRA™ Articulating Ankle/Foot Orthosis delivers similar benefits as the RIBBY® Orthosis and ABBY™ Articulating Ankle/Foot Orthoses, but offers additional features appropriate for some patients. The integrity of the superstructure is unmatched by other Ankle/Foot orthoses.

Features

- New non skid low profile plantar surface
- Open toe shoe provided at no extra cost
- Compatible with all liner variations that we offer if applicable
- Available in Adult standard #652NPB and Adult heavy duty #682NPB (Fits Women's shoe size range 5 - 14 and Men's shoe sizes 3.5 – 15)

Uses

- Early intervention for the evolving rehab patient
 - CVA, TBA, SCI and Diabetic patients
- Facilitation of functional knee and ankle joint position
 - Allows for optimal dorsi/plantar flexion ankle positioning to provide adequate clearance during swing phase and knee stability in stance phase
- CVA, TBA, SCI, MS, CP and Diabetic patients
- Post musculoskeletal injury of the foot and ankle (Heavy duty version recommended, product #682NPB)
 - Post TAL immobilization
 - Post Botox or serial casting
 - Stable fractures of the ankle and foot
 - Tendon or ligamentous tear/rupture



Adjustable Dorsi and Plantar Flexion

Benefits

- Clinically proven for effective ambulation
- Proven superior integrity of the superstructure**

**DeToro W, (2001) Plantarflexion Resistance of Selected Ankle-Foot Orthoses: A Pilot Study of Commonly Prescribed Prefabricated and Custom-Molded Alternatives: J Prosthet Orthot:13;39-44

coding help

PDAC Approved L-Code L1971

Description	*Foot Length	Calf Height	Calf Circumference	Calf Width	Foot Plate Width	Weight Limit	PDAC Approved L Code
Adult -Standard	6.75" - 12"	12" - 13"	20"	4"	3.75"	250lbs	L1971
Adult - Heavy Duty	6.75" - 12"	12" - 13"	20"	4"	3.75"	250 - 300lbs	L1971
Pediatric	4.75" - 8.5"	9" - 10"	15"	3.5"	3.5"	250lbs.	L1971



Knee Orthoses

Anatomical Concepts, Inc. has a complete line of Prefabricated and Custom Knee Orthoses, which include The prefabricated KMO™, KMO™V-V, the PENTAGON® Orthosis, and the Custom V-VAS™ Orthosis

Our prefabricated knee orthoses showcase a single posterior joint design to provide an effective, simple fit unlike traditional double upright designs. Our single posterior joint systems are indicated for many orthopedic and rehabilitative diagnoses to optimize outcomes for the patient and ease of application for the clinician. Our knee orthoses are cost-effective, patient-friendly, and offer the highest degree of quality. Each delivers a simple approach to managing the knee.

To effectively meet the unique demands of each patient, we provide three different variations of knee orthoses that focus on different functions that include Static-progressive for flexion and extension posterior jointed upright (KMO™ Static-progressive for flexion and extension and varus and valgus posterior jointed upright (KMO™ V-V) Variable range of motion option with our (PENTAGON® Orthosis) Five Function Knee Joint, which offers Free Motion, Variable ROM, Fixed Motion Lock, Drop Lock, and Ratchet Lock. Further, our PENTAGON® Orthosis knee orthoses feature unique, patented calf and thigh segments that dynamically shorten and lengthen with the patients extremity during flexion and extension of the knee. Our custom knee-offloading orthosis the V-VAS™ (Varum Valgum Adjustable Stress) is a double upright system that can accommodate most any stature and deformity. Ongoing results have shown that it provides an optimal varum or valgum stress for realignment and pain control.



KMO™ Orthosis



KMO™ V-V Orthosis



PENTAGON® Orthosis

KMO™ Orthosis

Static Progressive Adjustable Hinged Knee Brace



Standard KMO™
 Adult Code: 950
 Pediatric Code: 850



**KMO™ Orthosis
 Stock Code: 950S

**Shown with optional stabilizing shell



Anatomical Concepts does not use PVC-based plastics, nor Kydex®, nor Latex in any product which, when heated, can pose health risks to both medical professional and patients.

The KMO™ (Knee Management Orthosis) has a single posterior joint and is cost-effective, patient-friendly and is a simple approach for static progressive positioning management of the knee.

Features

- Single posterior joint design allows for quick fit
- Patient friendly terry cloth liner system
- Available in Adult Standard # 950 and Pediatric Standard #850
- Pre and post operative management of bony and soft tissue injuries
- Adjustable range of stabilization of the knee in the sagittal and/or the coronal plane
- Static progressive positioning from 0° to 110° (additional ROM may be attained depending on size of patient's leg)
- Adjustable length for the Pediatric KMO® Orthosis 12.5"-16.5" and the Adult 17"-26"
- Available models: Adult Standard #950 (#950S has plastic shells for added stability of the calf and thigh) or Pediatric Standard #850 (#850S has plastic shells for added stability of the calf and thigh)

Uses

- Chronic systemic conditions
- Immediate prophylactic protection at end range until treatment plans are finalized
- Contracture management
- CVA, TBI, SCI, CP, and MS
- Emergent lower limb immobilization
- Musculoskeletal injuries
- BKA (Below the Knee Amputation)
- Post botox or serial cast management
- TKA (Total Knee Arthroplasty)
- Post-operative immobilization

coding help

PDAC Approved L-Code L 1831

Description	*Length	Calf Circumference	Thigh Circumference	Calf Width	Thigh Width	Weight Limit	PDAC Approved L Code
Adult	17" - 26"	11" - 21"	15" - 28.5"	3.5"	4.5"	N/A	L1831
Pediatric	12.5" - 16.5"	8" - 15"	12" - 20"	3"	4"	N/A	L1831

For full specifications, product codes, and additional details please visit our website

KMO™ V-V Orthosis

Static Progressive Adjustable Hinged Knee Brace with Secondary Varum and Valgum Adjustable Joint



KMO™ V-V Orthosis
 Adult Code: 960
 Pediatric Code: 860

Anatomical Concepts does not use PVC-based plastics, nor Kydex®, nor Latex in any product which, when heated, can pose health risks to both medical professional and patients.

The KMO™ V-V (Knee Management Orthosis with Varus/Valgus adjustment) is a cost-effective, patient friendly, single posterior jointed knee orthoses that has a simple approach for static progressive positioning management of the knee.

Uses

- Chronic systemic conditions
- Immediate prophylactic protection at end range until treatment plans are finalized
- Contracture management
- CVA, TBI, SCI, CP, and MS
- Emergent lower limb immobilization
- Musculoskeletal injuries
- BKA (Below the Knee Amputation)
- Post botox or serial cast management
- TKA (Total Knee Arthroplasty)
- Post-operative immobilization



KMO™ V-V Posterior View

coding help

PDAC Approved L-Code L 1831

Description	*Length	Calf Circumference	Thigh Circumference	Calf Width	Thigh Width	Weight Limit
Adult	17" - 26"	11" - 21"	15" - 28.5"	3.5"	4.5"	N/A
Pediatric	13.5" - 17.5"	8" - 15"	12" - 20"	3"	4"	N/A

For full specifications, product codes, and additional details please visit our website

PENTAGON® Orthosis

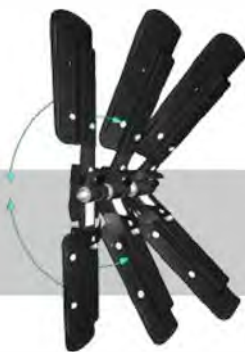
Custom Adjustable Hinged Knee Brace



PENTAGON® Orthosis
 Adult Code: 1150
 Pediatric Code: 1050



PENTAGON® Orthosis Hinge Close Up



PENTAGON® Orthosis Frame

The PENTAGON® Orthosis is a posterior fitting, single-jointed upright knee orthosis that provides a patient-friendly alternative to the traditional bulky double upright hinged knee configuration. The PENTAGON® Orthosis is the only system that allows the calf and thigh segments to dynamically shorten and lengthen with the patient's extremity during flexion and extension of the knee.

Compensation for this shortening and lengthening is through the use of a free motion cam. With this unique feature comfort and function is achieved through out the full ROM of the knee orthosis. This design utilizes accurate alignment of the mechanical knee joint to that of the anatomical knee joint aiding in positive outcomes.

This system design also allows for a simplified fitting of the knee orthosis. The unique PENTAGON® Orthosis design can address up to five different mechanical knee functions (Free Motion, Drop Lock, Variable ROM, Ratchet Lock and Lock Out).

Features

- Primarily designed for sagittal plane motion control
- Patient-friendly (no medial/lateral joints or uprights)
- Single posterior upright allows for a simplified fitting
- Addresses up to five different knee orthosis functions (Free Motion, Variable ROM, Fixed Motion Lock, Drop Lock, and Ratchet Lock). Instructional videos found on Pentagon product page on our website.
- Calf and thigh segments to dynamically shorten and lengthen with the patient's extremity during flexion and extension of the knee.
- Pentagon Available in Adult Standard #1150 and Pediatric Standard #1050

Uses

- Post-operative immobilization
- Neurological injuries (CVA/stroke) gait stabilizer
- Fracture management
- Emergent lower limb immobilization
- Musculoskeletal injuries
- BKA (Below the Knee Amputation) ROM regulation
- Post botox or serial cast management
- TKA (Total Knee Arthroplasty)
- Contracture management

coding help

PDAC Approved L-Code L1843

Description	*Length	Calf Circumference	Thigh Circumference	Calf Width	Thigh Width	Weight Limit	PDAC Approved L Code
Adult	23"	11" - 21"	15" - 28.5"	3.5"	4.5"	N/A	L1843
Pediatric	18.5"	8" - 15"	12" - 20"	3"	4"	N/A	L1843

For full specifications, product codes, and additional details please visit our website



Custom Fabricated Knee Orthoses and Knee Ankle Foot Orthoses

Since its inception, Anatomical Concepts Inc has served as both designer and manufacturer of industry leading medical devices. We have in-house capabilities to customize many of our orthoses to fit your patient needs. We design every custom orthosis to deliver more effective results and improve patient compliance.

Many of our clients request variations of our custom-made V-VAS™ Unloader Knee Orthosis, V-VAS™ Adult KAFO, and V-VAS™ Pediatric KAFO Systems. These are the most common, but we're able to custom fabricate other orthoses for upper and lower extremities, utilizing many of our pre-fabricated single posterior and anterior jointed braces to produce any number of hybrid combinations. Every customized brace our team designs saves valuable time during the fitting and follow-up process, leading to an optimal patient-clinician experience. As with all orthoses manufactured by Anatomical Concepts Inc, you can be assured your custom fabricated orthosis will deliver simplicity of use, comfort and stability for the patient .

Please contact us for any customized needs prior to sending cast impression or measurements. We look forward to designing exactly what you need.



V-VAS™ Knee Orthosis



Adult V-VAS™ KAFO



Pediatric V-VAS™ KAFO

V-VAS™ Orthosis

Custom Unloader Adjustable Hinged Knee Brace



V-VAS™ Orthosis Adjustment

Ideal For Treating:

- Osteoarthritis
- Genu Varum
- Genu Valgum
- Knee Buckling
- Gross Medial-lateral instabilities



Anatomical Concepts does not use PVC-based plastics, nor Kydex®, nor Latex in any product which, when heated, can pose health risks to both medical professional and patients.

The V-VAS™ Orthosis is a one-of-a-kind offloading/realigning brace that helps to achieve optimal varum or valgum stress, without bulky or complex adjustments. Its unique polycentric adjustable hinge design creates an ideal bending moment that results in the precise offloading/realigning experience. It is the first long axis off-loading, closed dynamic frame custom knee orthosis that doesn't need to be removed to adjust off-loading and the mechanical axis is always non-binding and auto aligning.

Features

- Up to 30 degrees of Varum or Valgum Adjustable Stress
- Long axis off-loading, closed dynamic frame
- Up to 30 degrees of adjustment to optimize off-loading tolerance
- Adjustments to the Femoral and/or Tibial sections while the mechanical axis stays non-binding and auto aligning
- Creates bending moment to off load affected compartment without straps or pads
- Simple Adjustability while on patient's extremity

Uses

- Osteoarthritis (OA)
- Degenerative Joint Disease (DJD)
- Genu Varum (Bowleg)
- Genu Valgum (Knock Knee)
- Knee buckling from pain or musculature impairment
- Gross medial – lateral instabilities

Benefits

- Limits need for pain and anti inflammatory medications
- Compliments Hyaluronic and steroid injections by diminishing compressive forces
- Allows the patient to reap the benefits of improved physical activity
- Compliments physical therapy by reducing pain during weight bearing activities
- Adjustable while on patient's extremity
- Alternative to surgical intervention*
- New alternative to traditional designs for optimal outcomes**

Order form for this product is located on the product page on our website, along with case studies.

*Munro, W. A. / Buchan, M.m Jones, D. Ortho-Reha-Technik 2010 – Leipzig, Germany

**Joseph W. Whiteside, CO/LO – American Academy of Orthotists and Prosthetics – 2006 Chicago, IL

coding  help

PDAC Suggested L-Codes: L1846, L2820, L2830, L2755

For full specifications and additional details please visit our website



1399 E. Western Reserve Road
Poland, Ohio 44514

Toll Free: (800)-837-3888 Fax: (330)-757-3634
Email: Info@AnatomicalConceptsInc.com
Web: www.AnatomicalConceptsInc.com

P.O. #: _____

Practitioner's Email: _____

Ship to: _____

Address: _____

City: _____ State: _____ Zip: _____

Practitioner: _____

Practitioner Signature: _____

Phone Number: _____

Patients name: _____

Height: _____ Weight: _____ Age: _____

Diagnosis: _____

Right leg Left leg

Affected Compartment:

(circle one)

Medial/Varum Condition

(**I want the** Medial Compartment Unloaded)

Lateral/Valgum Condition

(**I want the** Lateral Compartment Unloaded)

Knee Joint Condition

(circle one)

Fixed

Flexible

Varus/Valgus Angle (degree)

Right _____ Left _____

More than 10 degrees varus/valgus REQUIRES
cast to accompany measurement form

Plastic color:

(circle one)

Black (Standard)

Opaque

Strap Color:

(circle one)

Black (Standard)

White

Additional Comments: _____

One liner provided with V-Vas Orthosis

(Open-cell terry cloth with silicone enforcement)

Check box for additional liner

Check box for dual component
crossband construction (carbon graphite)
(\$40.00-per segment)

ANY SPECIALTY REQUESTS NOT LISTED ON OUR FORM, PLEASE CALL TO SPEAK WITH OUR ORTHOTIST
PRIOR TO SENDING YOUR CASE



Patent #6,387,066

CUSTOM ORDER FORM

Choice of Shipping:

Next Day 2 Day 3 Day Ground

*Standard turnaround time approximately 10-15 business days

RUSH OPTIONS:

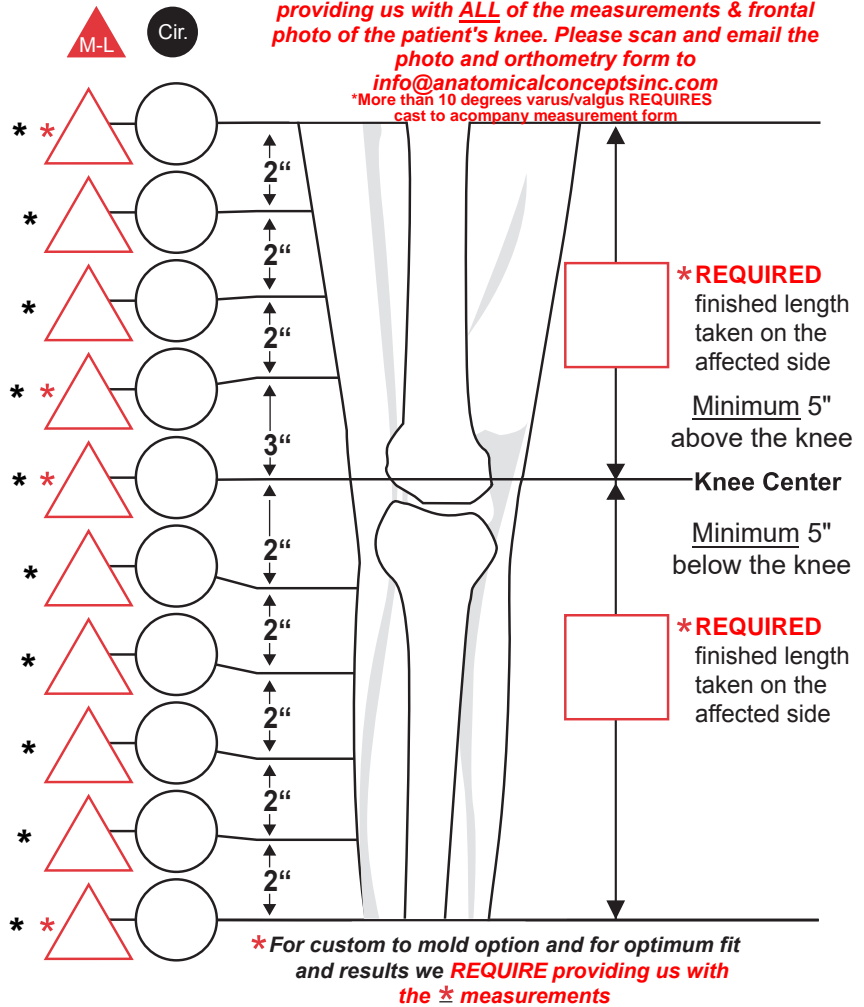
24 hrs-\$100 each 2-5 business days-\$75 each
 6-9 business days-\$50 each

Bill to: _____

Address: _____

City: _____ State: _____ Zip: _____

**For custom to measurements option (without mold) and for optimum fit and results we REQUIRE providing us with ALL of the measurements & frontal photo of the patient's knee. Please scan and email the photo and orthometry form to info@anatomicalconceptsinc.com
More than 10 degrees varus/valgus REQUIRES cast to accompany measurement form



Suggested L-Codes:

L1846- Double Upright KO (Base code)
L2755- ADDITION TO LOWER EXTREMITY
ORTHOSIS, HIGH STRENGTH, LIGHTWEIGHT
MATERIAL, ALL HYBRID LAMINATION/
PREPREG COMPOSITE, PER SEGMENT, FOR
CUSTOM FABRICATED ORTHOSIS ONLY

*It's recommended to obtain proper medical necessity
from patient(s) physician for any orthosis before you
measure/fabricate any device.*



Casting Guidelines

For Treatment of Osteoarthritis (OA), Degenerative Joint Disease (DJD), Genu Varum (Bowleg), Genu Valgum (Knock Knee), Knee buckling from pain or musculature impairment, Gross medial – lateral instabilities

Casting Tips (for custom to mold options)

1. Take a non weight bearing mold with the leg in a corrected position.
2. It is helpful to align the leg in the frontal and sagittal plane in the most pain free position (slight distraction may be beneficial).
3. Place the knee in a comfortable fully extended position (as possible).
4. It is advisable to complete all of the measurements.
5. Place the cast removal cutting strip on the posterior aspect of the leg if possible.
6. If possible cast impression should be a minimum of 10" above and below the knee center.
7. It is REQUIRED to outline the border of the patella with an indelible pencil and locate and mark the knee center.
8. Please create indentation to cast impression on both sides of the patellar tendon with fingers on order to locate the center of the patella accurately.
9. Please tape or staple cut seam to prevent distortion to cast impression during shipping.



V-VAS™ Adult KAFO

Custom Adjustable Hinged Knee Brace

Anatomical Concepts does not use PVC-based plastics, nor Kydex®, nor Latex in any product which, when heated, can pose health risks to both medical professional and patients.



V-VAS™ Adult KAFO

A unique KAFO custom-fabricated for those who present or require treatment of various knee arthropathies and/or bowing of the lower extremity. The dynamic V-VAS™ joint system allows for sequential correction of the deformity and creates a precise offloading affect. It is the only system that creates a precise bending moment of the femur and/or tibia, resulting in optimal outcomes for the patient.

Features

- Free motion, dynamic self-aligning V-VAS™ polycentric joint system
- Custom fabricated to cast impression
- No subjective condylar pad or corrective strap adjustments
- Multiple color options (Black is standard)
- Independent adjustment of the tibial and femoral angles for proven outcomes
- Posterior or anterior opening
- Also available for your Bariatric patients
- Custom fabricated by our experienced technicians
- Design significantly reduces fitting and follow up time
- Call for weight limitations
- Light weight



V-VAS™ Adult KAFO Front and Side View V-VAS™ Adult KAFO - Bilateral

Uses

- Non-surgical treatment of Osteoarthritis
- Treatment of Varum (Bowleg) or Valgum (knocked kneed) deformities
- Bariatric treatment of the knee
- Joint laxity
- Post osteotomy or hemiepiphyodesis
- New alternative to traditional designs for optimal outcomes

coding  help

PDAC Suggested L-Codes: L2036, L2387, L2820, L2830

Order form for this product is located on the product page on our website.

For full specifications and additional details please visit our website

V-VAS™ Pediatric KAFO

Custom Adjustable Hinged Knee Brace



V-VAS™ Pediatric KAFO



A unique KAFO custom fabricated for your youngest patients who present or require treatment for Blount's disease and other angular deformities of the lower extremity. The dynamic V-VAS™ joint system allows for sequential correction of the deformity and allows for accommodation of growth. Compliance is not an issue due to the free motion polycentric knee joint capabilities. It is the only system that creates a precise bending moment of the femur and/or tibia, resulting in optimal outcomes

Features

- Free motion, dynamic self-aligning V-VAS™ polycentric joint system
- Accommodations for growth and adjustment of corrective forces
- Additional padding for growth accommodation circumferentially
- Isolated tibia vara correction
- Custom fabricated to cast impression
- Colorful molded graphics
- Clinically proven to be effective for non resolving bowing deformities*
- Independent adjustment of the tibial and femoral angles for proven outcomes
- Posterior or anterior opening
- Also available for your Adult and Bariatric patients
- Custom fabricated by our experienced technicians
- Design significantly reduces fitting and follow up time

Uses

- For treatment of; Blounts, Rickets, Bow leg, knocked kneed and other angular deformities
- Non-surgical treatment for Blount's disease
- Treatment of the tibia vara and genu varum (bowleg) in infant and juvenile patients
- Treatment of Infant and Late Onset Blounts Disease
- Physiologic Bowing
- Genu valgum
- Joint laxity
- Post osteotomy or hemiepiphyodesis
- New alternative to traditional designs for optimal outcomes*

Anatomical Concepts does not use PVC-based plastics, nor Kydex®, nor Latex in any product which, when heated, can pose health risks to both medical professional and patients.

coding help

PDAC Suggested L-Codes: L2036, L2387, L2820, L2760

Order form for this product is located on the product page on our website, along with case studies.

*Joseph W. Whiteside, CO/LO-Successful Outcomes Using a New Free Motion KAFO for Treatment of Infantile Blounts Disease-ACPOC NEWS-Spring Issue, March 2011: pp. 26, 30-33.



V-VAS™ Adult and Pediatric KAFO Orthometry Form

Fabricated and distributed by Anatomical Concepts, Inc.
1399 E. Western Reserve Road, Poland, Ohio 44514
Toll Free: (800)-837-3888 Fax: (800)657-7236 www.AnatomicalConceptsInc.com
Company Email: info@anatomicalconceptsinc.com



PO# _____ ***Standard turnaround time approximately 10-15 business days**
Practitioner's Email Address _____

Ship to: _____

Bill to: _____

Address: _____

Address: _____

City: _____ State _____ Zip _____

City: _____ State _____ Zip _____

Patient's Name: _____

Practitioner Name: _____

Ht. _____ Weight _____ Age _____

Practitioner Signature _____

Diagnosis: _____

Phone #: _____

Comments _____

Ship Via: Ground Next Day Air Next Day Air Saver 2nd Day 3 Day

Rush Options- 24 hours= \$100.00/Orthosis 2 to 5 business days= \$75.00/Orthosis 6 to 9 business days= \$50/Orthosis

CIRCLE PREFERENCE
R / L / Bilateral

WANT TO CORRECT (PLEASE CIRCLE)
Genu Varum / Genu Valgum / Tibia Vara(Blount's)
R / L / Bilateral

ANY SPECIALTY REQUESTS NOT LISTED ON OUR FORM, PLEASE CALL TO SPEAK WITH OUR ORTHOTIST PRIOR TO SENDING YOUR CASE

V-Vas™ Pediatric KAFO STANDARD DESIGN & COMPONENT ITEMS

- 1/8" Standard Poly Propylene
- 1/8" x-firm volara (Aliplast) thigh & calf liner
- Tamarack® ankle joints
- Posterior opening thigh
- Anterior opening calf
- Growth adjustments on all four uprights
- Full foot trim line
- 1 1/2" Black Straps

V-Vas™ Adult KAFO STANDARD DESIGN & COMPONENT ITEMS

- 1/8" Black Poly Propylene
- Removable Terry cloth thigh & calf liner
- Medial and Lateral Heavy Duty Oklahoma ankle joints
- Posterior opening thigh & calf
- Sulcus foot trim line
- Wrap around neoprene thigh strap
- 1 1/2" Black Calf Straps
- Medial Chafe(s)

***Patient Knee Joint Condition:** Fixed Flexible
(Sagittal & Coronal Plane)

***Patient Knee Joint Condition:** Fixed Flexible
(Sagittal & Coronal Plane)

ADDITIONS to STANDARD DESIGN

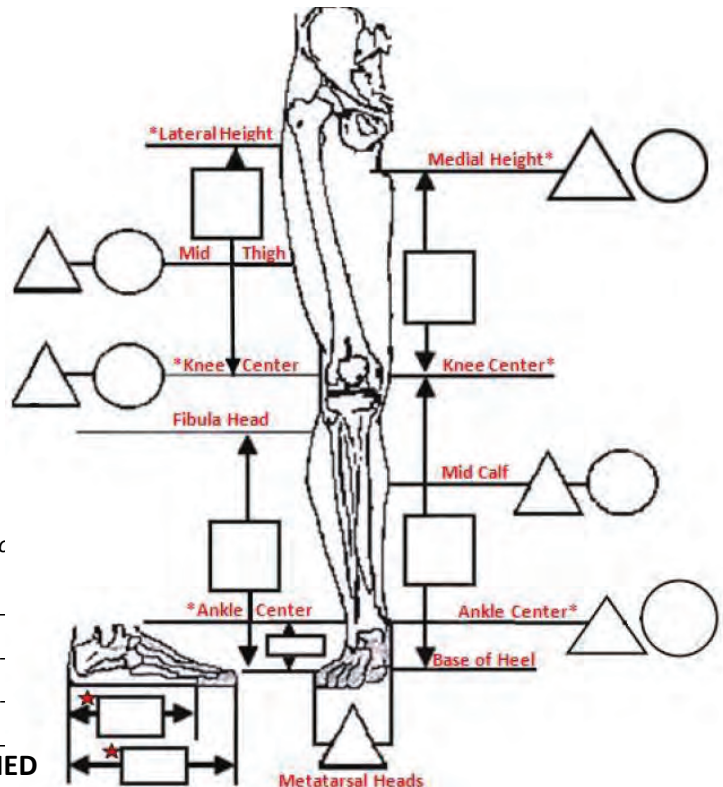
- *Included Raw Material: _____
- Transfer: _____
- Solid Color Transfer: _____
- Step Lock Knee Joint (Manufacturer : _____) Opposite V-Vas™ Adjustable Joint.
- Drop Lock Knee Joint (Manufacturer : _____) Opposite V-Vas™ Adjustable Joint.
- Other: _____

MODIFICATIONS TO STANDARD DESIGN

- Plastic Thickness: _____
- Plastic Type: _____
- Anterior Thigh Opening
- Posterior Calf Opening- (**NOT recommended for excessive lateral knee thrust Along with internal or external rotation of the tibia and or knee hyperextensic control**)
- High medial and lateral foot trim lines: _____
- Club foot trim line: _____
- Other: _____

***MANDATORY**

MEASUREMENTS ARE FINISHED LENGTHS & HEIGHTS



***ANY RAW MATERIAL YOU WISH TO INCLUDE WILL BE APPLIED FOR A COST REDUCTION e.g., COLORED STRAPS, TRANSFER PAPER, AND KNEE JOINTS.**

CUSTOM MADE ORTHOSES ARE NOT RETURNABLE FOR CREDIT.

For Treatment of Blounts, Rickets, Bow Leg, Knocked Kneed and Other Lower Limb Angular Deformities

- 1) Always take impression in a non weight bearing position
- 2) Casting material should be wrapped to encompass the full length of the foot distally and end on the proximal thigh a minimum of ½” beyond finished medial height measurements that you provide us with.
- 3) With a non compliant patient, it is beneficial to cast the knee 2 inches proximal to the malleoli, then cast the ankle and foot sections to complete the full length cast.
- 4) Primary focus should be on the foot and ankle complex positioning -
 - a. Coronal view -
 - i. Plantar surface of forefoot at 90° to tibial shaft
 - ii. Calcaneus to be in vertical position
 - iii. Externally rotate foot as far as comfortably possible without pronating foot
 - iv. Be careful not to place knee in a more varus (bowed) or valgus (knock kneed) position
 - b. Sagittal view -
 - i. 90° at the ankle
- 5) Knee position -
 - a. Coronal view
 - i. Neutralize varus position to end range.
 - ii. Do not exaggerate (increase) varus knee position
 - iii. Please create indentation to cast impression on both sides with fingers in order to locate the center of the patella accurately.
 - b. Sagittal view -
 - i. 0° at the knee (full extension) be careful to not hyperextend the knee. 5° to 10° of knee flexion is acceptable.
- 6) Please write patients first initial and last name on cast. Also, tape or staple anterior cut seam to prevent distortion to cast impressions during shipping.

Pre Fabricated KAFO

Adjustable Hinged Knee Ankle Foot Brace

Anatomical Concepts does not use PVC-based plastics, nor Kydex®, nor Latex in any product which, when heated, can pose health risks to both medical professional and patients.

4 Standard KAFO Systems

KMO™ Orthosis PDAC Verified L-1831		KMO™ Orthosis PDAC Verified L-1831		PENTAGON® Orthosis PDAC Verified L-1843		PENTAGON® Orthosis PDAC Verified L-1843	
RAPO™ Orthosis PDAC Verified L-4396		TERRA™ Orthosis PDAC Verified L-1971		RAPO™ Orthosis PDAC Verified L-4396		ABBY™ Orthosis PDAC Verified L-1971	

A unique KAFO system that showcases our posterior-jointed KO and AFO designs as a functional or Fracture KAFO that can be used on patients for an indefinite amount of time by your rehabilitation or orthopedic team. Conversely, the individual ankle-foot and knee sections can be disconnected quickly and without tools to be used separately, if necessary. The versatility and simplicity of our posterior upright knee orthoses has also made basic knee-joint management easier. Rehabilitation teams have appreciated the superior versatility and functionality of our ankle-foot orthoses for nearly 20 years. Contact us to assist you with matching the best knee orthoses and ankle-foot orthoses combination for your individual adult and pediatric patients needs.



Order form for this product is located on the product page on our website

Uses

- Post operatively
- Fracture management
- Contracture management
- When lower extremity rotational control is necessary
- For optimal suspension
- Interim or longterm orthosis for CVA, TBI, SCI, MS or CP

Anatomical Concepts Inc offers multiple designs and options that are fully adjustable and can be customized for your patients specific needs.

Prefab KAFOs can only be ordered directly with Anatomical Concepts Inc.

•Email: info@anatomicalconceptsinc.com
•Web: www.anatomicalconceptsinc.com

Fax completed form to (800)657-7236 or E-mail to info@anatomicalconceptsinc.com

*ALL PATIENT INFO FOR EACH SECTION MUST BE COMPLETED TO AVOID ORDER DELAYS

Standard turnaround is 2 days

Additional charges may apply for rush orders. It is highly recommended to call our ABC Certified practitioners to answer any unique or specific design questions before submitting your order.

* SECTION 1

SHIPPING INFO

ATTN: _____
 Company: _____
 Address: _____
 City: _____
 State: _____
 Zip: _____

BILLING INFO

ACCT#: _____

Name: _____
 Company: _____
 Address: _____
 City: _____
 State: _____
 Zip: _____

ORDERING CONTACT

PO#: _____
 Name: _____
 E-mail: _____
 Phone: _____
 Patient Ref. # or Name: _____
 Male Female

SHIP VIA

GROUND 2ND DAY
 NEXT DAY AIR 3RD DAY
 NEXT DAY AIR SAVER

* SECTION 2

Right Left Bilateral

Heel Base to Knee Center Calf Circumference

Knee Center to Finished Thigh Height Length of Foot (heel to toe)

Thigh Circumference Patient Height: _____
 Patient Weight: _____

Transfer Only Household Ambulator Community Ambulator

Knee ROM Flexible Fixed

Foot/Ankle ROM



CLINICAL/DESIGN CRITERIA NOTES

(Additional Charges May Apply) Full KAFO systems are only available with Black color liners.

* SECTION 3 ANKLE FOOT ORTHOSES - FUNCTIONS & OPTIONS

AFO OPTIONS

Kodel liner

Terrycloth liner

Quick Disconnect.
KO and/or AFO can be interchanged or used independantly as patient needs dictate.
Suggested Add-on code: L2768

Plastic Shells for AFOs.
(Recommended for mild fracture management)

Standard Orthosis

Custom-contoured, malleable aluminum heel connector for controlling dorsi/plantar flexion

EV Orthosis

Coronal plane adjustability for varus/valgus conditions of the ankle/foot complex

APU Orthosis

Sagittal plane adjustability for dorsi/plantar flexion of the ankle/foot complex

DUAL Orthosis

Adjustability for dorsi/plantar flexion and varus/valgus all in one heel connector system

DDA Orthosis

Designed to dynamically stretch the gastroc muscles, offsetting equinus contracturing. The use of a series of posterior articulations allows for a virtual unrestricted range of plantar or dorsiflexion. Provides nearly unlimited inversion or eversion of the ankle/foot complex.

Tri Planar Orthosis

Adjustability for dorsi/plantar flexion, varus/valgus, and internal/external rotation of the ankle/foot complex all in one

More AFO Options (Sold as displayed)

TERRA
Polyethelene Foam -L1971



APU Joint

ABBY
Polyethelene Foam -L1971



DUAL Joint

RIBBY Polyethelene Foam -L1971
Free dorsi / plantar stop & the ability to lock out at 90°



Include overnight quick-disconnect Kodel lined attachment

* SECTION 4 KNEE ORTHOSES - FUNCTIONS & OPTIONS

PENTAGON

The Pentagon® Orthosis is a unique posterior fitting, single-jointed upright knee orthosis. This system allows for a simplified fitting of the knee orthosis that helps address many different rehabilitative needs for sagittal plane stabilization. The Pentagon® Orthosis design can address up to five different mechanical knee functions (Free Motion, Drop Lock, Variable ROM, Ratchet Lock and Lock Out).

PDAC APPROVED
L1843

KMO

KMO V/V (varus/valgus)



The KMO™ (Knee Management Orthosis) is a more accurate alternative for static progressive positioning of the knee. The KMO™ has the ability to more effectively position the normal anatomical alignment of the patient's knee joint which can easily be set in position without the need to heat or contour the upright in order to accommodate or progressively improve knee contracture issues, specific post-op Range of Motion positioning needs or minor fracture stabilization.

KMO OPTION

•KMO plastic shells.
(Recommended for mild fracture management)

PDAC APPROVED
L1831

Accessories and Options

TRANSCONNECTOR™



A unique addition that transforms an Ankle-Foot-Orthosis and a Knee Orthosis into a functional KAFO to be used for an indefinite amount of time by your rehabilitation team and for your patients. Conversely, allowing the individual use of the ankle-foot and knee orthosis. The versatility and simplicity of our posterior upright knee orthoses has also made basic knee-joint management easier. Rehabilitation teams have appreciated the superior versatility and functionality of our ankle-foot orthoses for nearly 20 years. Anatomical Concepts Inc. offers a complete line of orthoses designed to incorporate the best knee orthoses and ankle foot orthoses for adult and pediatric patients for basically any condition your patients present.

- Quick disconnect application combines any knee orthosis and ankle foot orthosis for adult and/or pediatric patients
- Basic combination of knee and ankle/foot joint management
- Adult and/or pediatric patients

TRANSCONNECTOR™ Orthosis Accessory



Abduction Control Kit

- Allows for more rotational control for recumbent patients

Adult: Aluminum: A60AB(black), A60AW(white)
Plastic: A60PB,(black), A60PW(white)

Pediatric: Aluminum: A50AB(black), A50AW(white)
Plastic: A50PB(black), A50PW(white)

Infant: Aluminum: A40AB(black), A40AW(white)
Plastic: A40PB(black), A40PW(white)



Bar Options

Heavy Duty Heel Bar

- Recommended for ambulatory patients 250-300 lbs. or where additional strength is warranted
- 3/16" aluminum bar



Spring Steel Heel Bar

- Recommended for ambulatory patients 250-300 lbs.
- 3/32" stainless steel bar
- Spring Action allows appropriate clearance during swing phase and offers more dynamic structural stability



Varus Control Adaptations (VCA)

- Utilized to prevent unwanted **varus** movement at mid stance or to control severe **varus** ankle deficiency.
- Adult: **V60SB**(black),**V60SW**(white) and **V60PW**(pad & strap).
Pediatric: **V50SW**(white) and **V50SB**(black)



Plantar Surface Suspension (PSS)

- Durable 1 inch thick crepe
- 6 or 8 inch lengths
- Used to promote offloading to patients heel or forefoot.
- Product Codes: PSS-6 / PSS-8



Toe Protector

- 1/8" polypro with self-adhesive **Velcro**®
- Adult sizes **T60B**(black) and **T60W**(white)



Plastic Shell Stabilizer

- For minor musculoskeletal conditions
- 1/16" polyethylene for additional stabilization
- Adult: P60 Pediatric: P50



Liners

Standard Lined System

- Standard liner available on all PRAFO® Orthoses lines
(comes in Kodel® Teal or Kodel® Black)



Black Lined System

- Stylish variation
- Hides dirt and wear



Fleece Lined System

- Softer
- Reduces hypersensitivity



Terry Cloth Lined System

- Allows for better conformity around foot and ankle complex
- Open cell inner foam material to help wick away moisture

#L60RTBS #L50RTBS



Pad and Strap System

- Accommodates open wound areas more effectively relieving any undue pressure to those areas
- Can be used as an immediate orthosis to use over an external fixator

#L60PKG #L50PKG



Supersoft Package Lining

- Polyfoam Liner Upgrade available in White or Black

#S60B / #S60W



Volara Closed-Cell System (only available in Pad & Strap liner system)

- Volara Liner used for burn wound care
- Repels moisture rather than locking in
- Easily wipe away with disinfectant solution/wipes

#L60PVW





1399 E. Western Reserve Road Poland, Ohio. 44514-3250
(330) 757-3569 (800) 837-3888
Fax (330) 757-3634 (800) 657-7236
www.AnatomicalConceptsInc.com

WARRANTY

Anatomical Concepts, Inc., ("ACI") warrants its products' superstructures to be free from defects in workmanship under normal use and conditions for a period of one (1) year from the date of manufacture.

The soft goods portion of the devices will have a ninety (90) day warranty period from the date of manufacture. Upon satisfaction of proof of a valid claim, ACI will at its own discretion and within a reasonable time at no charge, except for shipping and handling, make any necessary repairs, additions or corrections. ACI cannot be responsible for deterioration resulting from normal wear or use, or from defects caused by misuse, mishandling or by modifications not authorized by ACI.

THE FORGOING IS IN LIEU OF ALL OTHER WARRANTIES, EXPRESS OR IMPLIED, INCLUDING ANY WARRANTIES THAT EXTEND BEYOND THE DESCRIPTION OF THE PRODUCT.

This warranty sets forth the extent of liability of ACI for breach of any warranty or deficiency in connection with the sale or use of the devices.

IN NO EVENT SHALL ACI BE LIABLE TO THE CUSTOMER FOR LOSS OF PROFIT OR OTHER ECONOMIC COST, DIRECT OR INDIRECT, SPECIAL, CONSEQUENTIAL OR OTHER SIMILAR DAMAGES ARISING OUT OF ANY DEFECT OR FOR ANY CLAIM MADE AGAINST ACI ON ACCOUNT OF THE PURCHASE OF A PARTICULAR DEVICE. THIS WARRANTY IS IN LIEU OF ALL OTHER WARRANTIES, EXPRESS OR IMPLIED, INCLUDING WARRANTY OF MERCHANTABILITY AND OF FITNESS FOR A PARTICULAR PURPOSE.

ACI's orthoses are designed and engineered as prefabricated products to be trimmed, bent, or otherwise modified by a licensed health professional or expert, such as, but not only limited to an orthotist, podiatrist, or prosthetist, for custom fitting to the patient.
OUR WARRANTY IS IMMEDIATELY VOID IN ITS ENTIRETY IF THE PRODUCT IS NOT CUSTOM-FITTED BY A LICENSED MEDICAL PROFESSIONAL TRAINED TO FIT ORTHOTIC DEVICES AS DESCRIBED AND ILLUSTRATED IN ACI'S INSTRUCTIONS.

Products not eligible for return include: Custom-Made devices.